

HORIZONTAL SPILL CONTAINER

Model 2 For Horizontal Fill Applications

The Model 2 Horizontal Spill Container provides a building outside wall termination point for fuel oil storage tank fill lines that contains any oil spilled when disconnecting the delivery fitting. Spill containment is required by NFPA 31 Standard for the Installation of Oil Burning Equipment. The spill container includes a three point latch locking handle that protects fill lines from damage, vandalism, or unauthorized access. When the container is flush mounted, filling operations do not infringe upon property lines. The container is fitted with a ½" NPT drain plug to facilitate draining of the fill area should a spill occur. Included is a 1½", 2", or 3" dry disconnect coupling assembly for supply delivery and a disconnect dust cover to protect the mechanized coupling from a potentially harmful buildup of dirt and debris.

Construction


The Model 2 Horizontal Spill Container is a NEMA 4 rated moisture-proof enclosure. The box material is continuously seam welded stainless steel (or carbon steel). The door is fully gasketed, utilizing a three point latch and locking handle. The interior is prime coated and painted with a durable white enamel to aid in visual product leak inspection. total leak containment is 5 U.S. gallons. The Model 2 Spill Container is available in flush mounting, surface mounting and free standing arrangements. Flush mounted units are equipped with a 2" x 2" x ¼" mounting flange to facilitate installation. Surface mounted units are provided with mounted tabs in lieu of the flange and free standing units are provided with two (2) 2" NPT couplings welded to the cabinet bottom to be mounted on pipe stands (pipe stands not included with unit).

The Model 2 Spill Container is often mounted in direct sunlight. Fuel oil vapors can be generated from the sun heating the spill container. All components mounted inside the container are explosion-proof rated to be suitable for this environment.

Options

The Model 2 Horizontal Spill Container may be ordered with Overfill Alarm Station features. When an overfill alarm occurs, the alarm bell (or horn) sounds and the alarm light flashes. The bell is automatically silenced in 90 seconds or instantly silenced when the operator selects the "Alarm Silence" pushbutton. The alarm automatically resets when liquid level goes below the overfill alarm setpoint.

A Model FA-S Fil-A-Larm sign is mounted on the interior of the door to alert fuel transfer personnel of the presence of the Fil-A-Larm System.



Model 2 In Wall Spill Container shown with explosion proof alarm horn, alarm light, silence pushbutton, and digital display. Standard unit is designed for single tank applications. Consult factory for other configurations.

Suggested Specifications

Storage tank fill lines shall terminate at the building wall in a Model 2 Horizontal Spill Container fill box per NFPA 31 Standard for the Installation of Oil Burning Equipment. The fill box shall have a total of 5 U.S. gallon holding capacity, NEMA 4 rated construction with a neoprene gasket door seal, three point latch locking handle, (1.5", 2" or 3") oil fill connection dry disconnect and dust cover (shipped loose). The cabinet shall be 304 stainless steel (or carbon steel), 12 gauge construction, and be equipped with ½" NPT drain connection. The enclosure shall be equipped with "stitch" weld 2" x 2" x ¼" angle steel flanges for flush mounting, with 2 pre-drilled holes per side. The entire interior shall be prime coated and painted with white enamel. (If the In-wall spill container is carbon steel material the exterior to be primed and painted with compatible enamel paint.)

Provide an overfill Alarm Station integral to the Model 2 Horizontal Spill Container. The station shall consist of an explosion proof "Overfill Alarm" light(s), alarm horn and "Alarm Silence" pushbutton. (Provide a separate explosion proof digital tank content display.) The light and bell shall be automatically silenced in 90 seconds or instantly silenced when the operator selects the "Alarm Silence" button. Explosion proof components are required to prevent the ignition of the fuel oil vapors generated from the sun heating the spill container. The Horizontal Spill Container shall be a Preferred Utilities Mfg Corp., Danbury CT, Model 2-4, Flush Mounted with (1.5", 2" or 3") fill connection size and a (stainless steel or carbon steel) enclosure.

HORIZONTAL SPILL CONTAINER

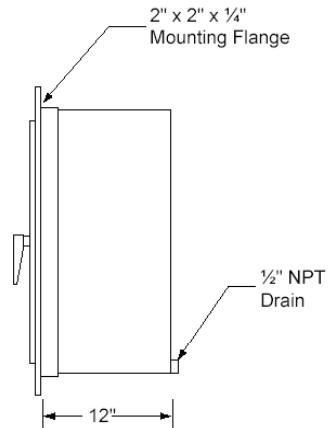
Model 2 For Horizontal Fill Applications

Ordering Information

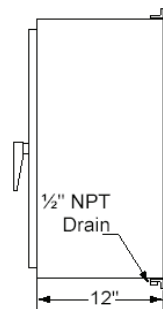
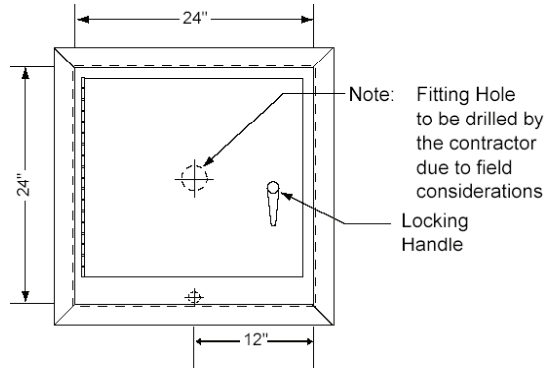
1. Specify Model 2 Spill Container as Flush-mounted, Surface-mounted, or Free-standing enclosure
2. Specify dry connection sizes (1.5", 2", 3")
3. Specify materials (stainless steel or carbon steel)

Overfill Alarm Station Optional Accessories

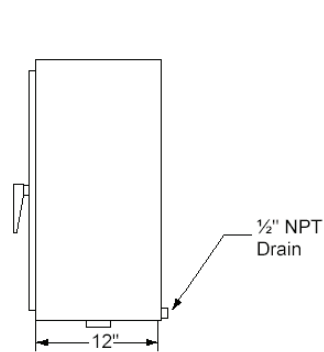
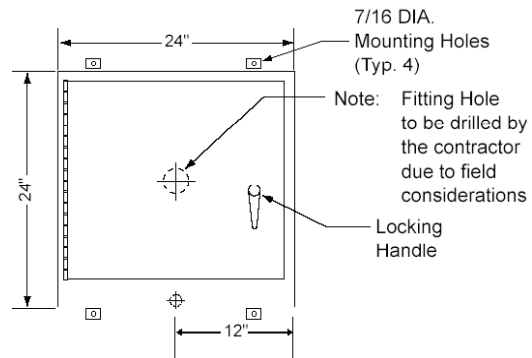
- a. Explosion-proof "Alarm Silence" pushbutton, "Overfill" light, FA-S Fil-A-Larm sign and integral horn (Specify Model 2-3)



Flush-Mounted Model 2



Surface-Mounted Model 2



Free-Standing Model 2

